


# Softswim®



... with  
active  
oxygen



## BAYROL

Make your pool a simple pleasure

# Softswim® ...

*...The one product solution for a gentler pool*

**Chlorine  
free**



## “Soft water“

With Softswim, you choose a very beneficial, fresh and clear swimming pool water.

Water with no chlorine, no smell, no lasting side-effects!

And so, more fun for little water babies and greater pleasure for the big ones.

## Two in one: disinfection and algae prevention

Softswim is a combined product which already contains all the substances needed to disinfect and to prevent algae. This makes weekly dosing easier and ensures that you always have hygienically perfect, clean water. The substances used contain no chlorine or heavy metals.

## “A match for all water“

Change from chlorine to Softswim? In a flash\*.

Once Softswim is added, the chlorine disappears in just a few minutes and you feel as happy as a fish in fresh water.

So that the filling water from wells (iron!) or copper from water pipes does not overtax the water treatment, you should add the Softswim Starter just once at the beginning of the season for conditioning purposes.

\* It is not necessary to fill the pool with fresh water. However, in general, we recommend that the water should be changed every 1-2 years, and filter should be backwashed weekly.

***Gentle on the water, soft on your skin***

# Swimming pool treatment ...

*... makes things easy by following a few simple steps:*

## 1 Weekly pH check

Check the pH level at least once a week and maintain between 7.0 - 7.4. The pH level can vary, even in fresh water. After all, you will want to have optimum use of chemicals and you will not want to bathe in foam (pH level too high) or subject fittings and joints to acid conditions (pH too low).

## 2 Every 8 days: Softswim

If the pH level is correct and the filter is clean (backwash), you can start the soft water programme. Start with a double quantity (100 ml/ m<sup>3</sup>) and then dispense 50 ml/m<sup>3</sup> weekly. It is best to add the dose in the evening. Important: the content of Soft must never be down to 0. If necessary, increase the weekly amount added.

## 3 Just once: Starter

You must not forget to add the Starter. One single dose at the beginning of your maintenance program with Softswim lasts a whole season. The Starter stabilises and backs up the disinfecting effect of Softswim and prevents cloudiness due to deposits containing lime and metal. 1 litre is enough for 50 m<sup>3</sup> of water.

## 4 Frequently: BayroSoft QuickTest

Rapid testing is carried out with the unique BayroSoft QuickTest strips, you can see in seconds whether the pH level and the Soft(swim) content are correct. Simply dip the strips in the water and compare the colour. This makes even testing the water good fun!

\* values are identical




*Unspoilt bathing pleasure*



**1 Calculating the volume of pool water**

Dosing the correct amount requires that you know the volume of your pool. Calculate this by using the following simple method:



Length x width x depth = rectangular pool

Length x width x depth x 0.89 = oval pool

diameter x diameter x depth x 0.78 = circular pool

**2 Determining the amount to be dosed**

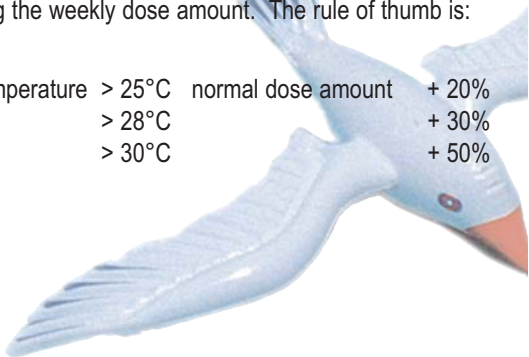
When you know the volume of your pool in m<sup>3</sup>, then you can quickly determine the amount of Softswim to be dosed weekly.

|      |     |      |    |     |    |     |    |     |                                |
|------|-----|------|----|-----|----|-----|----|-----|--------------------------------|
| 5    | 10  | 15   | 20 | 30  | 40 | 50  | 60 | 70  | m <sup>3</sup> volume of water |
| 0.25 | 0.5 | 0.75 | 1  | 1.5 | 2  | 2.5 | 3  | 3.5 | lit. add. per week             |

**3 Increased quantities for warmer pools**

With a heated swimming pool, the temperature may be around 30 °C. High temperatures need to be compensated for by increasing the weekly dose amount. The rule of thumb is:

|                          |                    |       |
|--------------------------|--------------------|-------|
| Water temperature > 25°C | normal dose amount | + 20% |
| > 28°C                   |                    | + 30% |
| > 30°C                   |                    | + 50% |





### Safe storage

The Softswim concentrate can burn skin and be combustible. Please take great care. Always store the container upright to avoid leakage, closed tightly and if possible, keep in a dark, cool, dry place. Protect from contaminants, the fluid reacts immediately with other substances! Keep away from children and animals at all times!



### Add properly

When pouring, hold the container as low as possible to prevent splashing. Protect your eyes! If something does wrong, rinse immediately with water, otherwise bleaching will cause a light mark, even on your skin (fades away after a few hours).

Determine the dose amounts using the litre marks on the container or by adding using a separate measuring vessel (e.g. measuring beaker).

### Do not mix with anything else

In no instance should you combine or mix concentrated Softswim with other substances. This also applies to any amount left in a dosing container used to measure out other products. Take care and clean meticulously or always use a separate and clean dosing container.

**Great, well done**

# Hints and tips ...

## Condition of filter

The best swimming pool treatment can be ineffective if filtration is not correct.

Take care with weekly filter cleaning by backwashing and leave the pump running for at least 10 hours during the day for effective physical water treatment.

## Flocculation

An effective flocculation agent such as BAYROL Superflock helps with disinfecting and removes all mini particles from the water. This way, you obtain crystal-clear water.

## Cleaning the pool

Regularly vacuuming or brushing the walls of the pool, particularly in the corners, helps to prevent the build-up of algae and attack by other micro-organisms.



## New liner pools

New, uncoated liner pools may contain water-softeners and these can provide ideal food for algae.

We recommend: start with chlorine first and then change over to Softswim after a few weeks.



**Helpful!**

# What to do if ...

## Softswim content = 0

So that the conditions of your pool water is always o.k., this should not be allowed to happen where possible. If it does, immediately add a dose of Softswim then gradually increase the weekly dose until there is still at least 5 mg/l left in the water on the day before the next dose is due (measure using the BayroSoft QuickTest strips).



## Cloudy water

The dose of Softswim was too low or the water has had a high influx of impurities (dirt, high temperature ...). Clean the filter, check the pH level and give a booster treatment using double the amount of Softswim (1 l/10m<sup>3</sup>). It is best to also add a Superflock cartridge into the skimmer.

## Slippery green walls

Only a 3-stage programme can help here:

1. Brush the slippery coating or algae thoroughly
2. Wait until the Soft content = 0
3. Superchlorinate the pool water using quick-dissolving chlorine. In addition, add a Superflock cartridge. After 2-3 days, the problem should be solved and you can continue with Softswim.

# Pool water treatment with system

## pH-Minus or pH-Plus

The new dosing bag makes it even easier to correct the pH level. Measure the pH level and read off from the dose table how many bags should be added in order to achieve an ideal pH of 7.2.

There is no easier way of pH regulation.



## Softswim

The combined product for soft water. Uses active oxygen to disinfect and prevents the formation of algae. Patented, dermatology-tested contents, 10 kg child-proof container, anti-splash device.


## Softswim Starter

Stabilises and supports the disinfection, even in troublesome filling water and if there tends to be a high pH level. A single dose at the beginning of the season lasts for months.



## BayroSoft Quick Test

The speedy tester for water quality. Measures the pH level and Softswim content in just a few seconds. Simply dip in once and a few seconds later, you have the results.



# BAYROL

Make your pool a simple pleasure

BAYROL Deutschland GmbH, Postfach 1562, D-82144 Planegg  
Tel. 089/857 01-0, Fax 089/857 01-208, [www.bayrol.com](http://www.bayrol.com)  
BioLab U.K. Ltd., Phone 0.242 820 969, Fax 0.242 820 180